



Conical Mounting



10/01401/01

Conical Mounting

Each bush comprises of a high tolerance conical metals with high quality natural rubber compounds featuring low creep and high tear and tensile properties. This provides for high fatigue resistance at high loads and movements. They also provide superior shock attenuation whilst providing good control in the radial and axial directions.

Conical bearings are used usually in pairs to transfer radial and axial loads whilst allowing large torsional movement and some conical. These are therefore suitable in applications where controlled flexibility is required such as in large travel suspension systems.

The high accuracy components provide

- High fatigue life
- Wide radial load range
- High torsional movement

About Trelleborg Industrial AVS

Over 100 years of experience as Metalastik and Novibra, today Trelleborg Industrial AVS make improvements people can physically feel. From smoother travel to quieter, more efficient machines, we make life feel better. With quality, testing and compliance built in, we're in it for the long haul, ensuring your solution still works, over an extended and often arduous life-cycle.

With three state-of-the-art manufacturing plants across the globe, our experience in rubber to metal bonding enhances several industries, including off-highway vehicles, rail and mass transit, marine and energy and general industry.

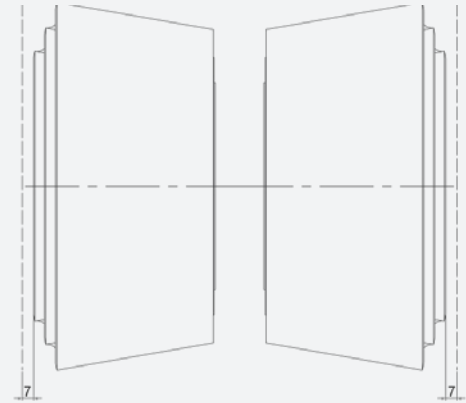
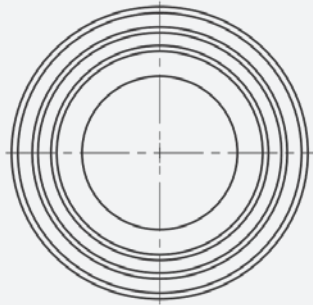
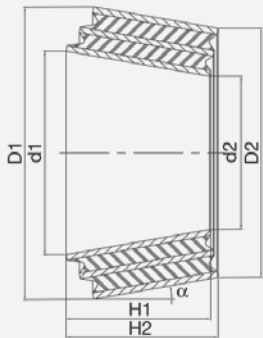
We offer an end-to-end service, to take you from concept through design, manufacturing and testing to delivery. This reduces the complexity of supply, helping you cut costs, mitigate risk and receive on time, on budget delivery.

Trelleborg IAVS is part of Trelleborg Group, which employs 15,000 people in over 40 countries. Whatever your challenge, whatever your role and wherever you are, we are nearby to offer expert knowledge and quality solutions.



Conical Mount 10/01401/01

Technical Drawing



The conical bearings shall be mounted in pairs and preloaded axial roughly 7 mm each.
Installed with an axial pre-loaded

Product Data

DRAWING No.	PART No.	DIMENSIONS (mm)							MAX LOAD (kN)	WEIGHT (kg)
		D1	d1	D2	d2	H1	H2	α		
23-1064	10-01401	215.5	149	194.5	120.5	80	80	9	60	4.86
13-4473	10-02146	250	170.5	214.7	130	116	120	10	80	10
23-1070	10-01678	230	159	196.2	120	112	19.5	10	125	7.9



WWW.TRELLEBORG.COM/ANTI-VIBRATION-SOLUTIONS

For further information visit our website or e-mail industrialavs@trelleborg.com

The content in this datasheet was correct at the time of printing, but is subject to change without notice.